



*Up to 30% More Horsepower
10-20% Fuel Savings*

— SISU 7.4L & 8.4L —
Tier III Engines

SISU7011 Modul e

Installation Guide

**Bluetooth
CONNECT**



[AgDiesel Solutions.com](http://AgDieselSolutions.com)

YouTube 



**For Tech Support Please Call
812-618-9168 or 1-855-343-7680**



**Adjustable
Settings**

**Module will be set to
high when you initially
install it.**

**Setting Options
Stock**

**15% HP Increase
30% HP Increase**

**Your equipment will
return to stock power by
removing the module
from our harness**

WWW.AGDIESELSOLUTIONS.COM

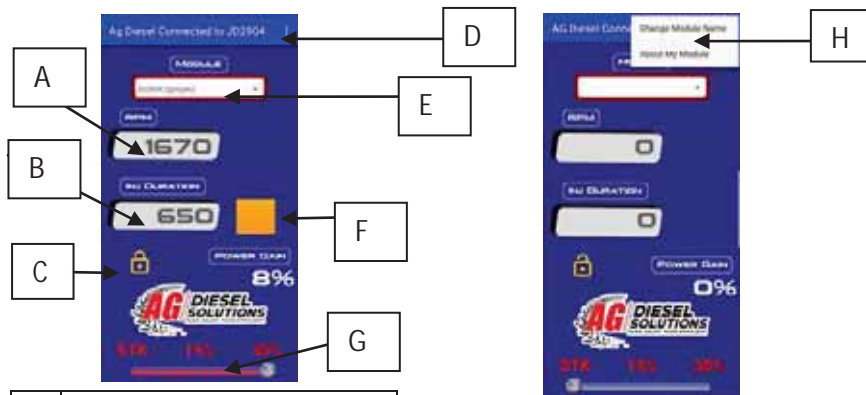
NOT FOR USE IN CALIFORNIA*

MODULE DOES NOT BYPASS, DELETE, OR DEFEAT ANY EMISSIONS CONTROL SYSTEMS

If installation assistance is needed, Ag Diesel Solutions is not responsible for any cost associated with a third party installation.

Bluetooth **CONNECT**

- The Bluetooth feature is compatible with iPhone5 & newer, Android 7.0 & newer, and Samsung S7 & Newer.
- Bluetooth has a 30ft range.
- To download the application, go to your Apple Store for Apple devices, or the Google play store for android devices. Search "Ag Diesel Connect."
- You will see this icon for the correct application.
- Download and open the App



A	Revolutions Per Minute
B	Injector Duration Time
C	Module Lock
D	Dropdown Menu
E	Module Bluetooth is connected to
F	Power Gain Bar
G	Power Settings

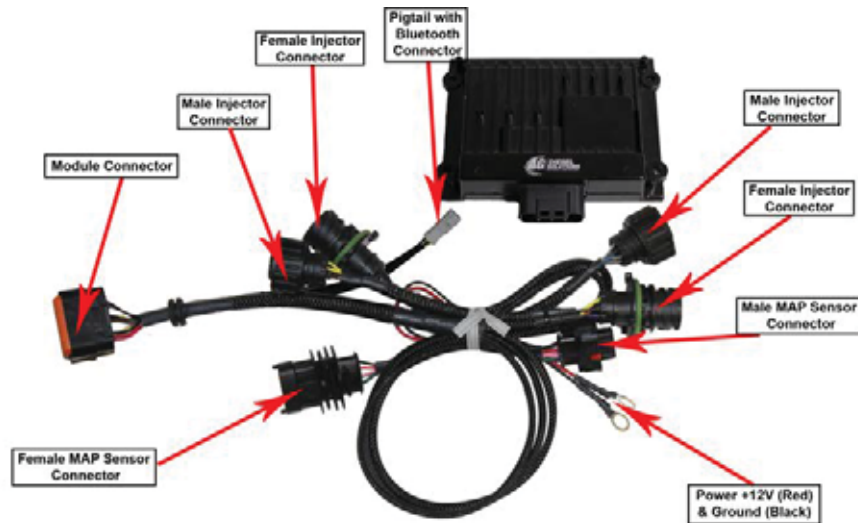
***Note- Your module comes unlocked from the factory. If you choose to lock it, you will need to create a 4 digit # pin of your choosing. Every time you open the app, you will have to type in your pin # to unlock your module. If you type in 0000, your module will stay unlocked until you choose to lock the module again.**

H	Drop down Menu
Change Module Name	Add custom name to your module
About My Module	Sends you to the Ag Diesel Solutions website and provides contact information for tech support




If you would prefer a mechanical switch, please contact your Ag Diesel Solutions Dealer to order part number **ADS-103**

SISU 7.4L & 8.4L Installation Instructions



- 1) From the tractor cab looking forward, locate the fuel system on the left side of the engine. You will see the common rail with the injector lines coming out of it.
- 2) Locate MAP sensor and unplug.



3) Plug MAP sensor connector from module into MAP sensor and plug the MAP harness from engine into Module

4) Locate injector connectors and unplug



5) Plug injector connector from module into injector connector in the engine head. (Connectors closest to module goes to injector connector closest to the back of the engine or flywheel)

6) Plug injector connectors on engine harness into mating connectors from Module



7) Connect the Black wire with Ring Terminal to a good chassis ground

8) Connect red wire with ring terminal to a 12V constant source (ie alternator)



9) Mount the module with the connector on the bottom side, as to reduce the chance of moisture from getting into the module harness. Keep away from excessive heat and moving parts. Note: Zip tie onto the factory computer wire harness works well. Mounting the module as shown will help prevent moisture from collecting into the module connector.



THIS IS A HIGH PERFORMANCE PRODUCT. USE AT YOUR OWN RISK.

Do not use this product until you have carefully read the following agreement.

This sets forth the terms and conditions for the use of this product. The installation of this product indicates that the BUYER has read and understands this agreement and accepts its terms and conditions

DISCLAIMER OF WARRANTY AND LIMITATION OF LIABILITY

PSI Power, Inc and its successors, distributors, jobbers, and dealers (hereafter "SELLER") shall in no way be responsible for the product's proper use and service. It is the installer's responsibility to check for proper installation and if in doubt, contact the manufacturer. The SELLER assumes no liability regarding the improper installation or misapplication of its products. BUYER ACKNOWLEDGES IT HAS HAD THE OPPORTUNITY TO FULLY INSPECT THE PRODUCT. ACCORDINGLY, BUYER ACKNOWLEDGES THAT THE PRODUCT IS BEING SOLD IN "AS IS/WHERE IS" CONDITION AND WITH ALL FAULTS. EXCEPT AS OTHERWISE PROVIDED HEREIN, THERE ARE NO EXPRESS WARRANTIES WITH RESPECT TO THE GOODS, AND ALL IMPLIED WARRANTIES, INCLUDING BUT NOT LIMITED TO, IMPLIED WARRANTIES OF FITNESS FOR A PARTICULAR PURPOSE AND MERCHANTABILITY ARE LIKEWISE HEREBY EXPRESSLY AND FULLY DISCLAIMED. SELLER SHALL NOT BE HELD LIABLE FOR SPECIAL, INDIRECT, INCIDENTAL OR CONSEQUENTIAL DAMAGES OF ANY NATURE WITH RESPECT TO THE PRODUCTS (INCLUDING, WITHOUT LIMITATION, LOST PROFITS, LOST SALES, LOSS OF PRODUCTION, PROPERTY DAMAGE, PERSONAL INJURY OR LOSS OR DAMAGE RESULTING FROM INTERRUPTION OR FAILURE IN OPERATION OF THE PRODUCTS) AND BUYER HEREBY EXPRESSLY WAIVES AND DISCLAIMS ALL SUCH LIABILITY CLAIMS. THE BUYER ACKNOWLEDGES AND AGREES THAT THE DISCLAIMER OF LIABILITY CONTAINED HEREIN IS A MATERIAL TERM OF THE SALE OF THE PRODUCT AND, TO THE FULLEST EXTENT PERMITTED BY LAW, BUYER SHALL DEFEND, INDEMNIFY AND HOLD SELLER HARMLESS FROM ANY AND ALL CLAIMS, DEMANDS, CAUSES OF ACTION, CONTROVERSIES, LIABILITIES, FINES, LOSSES, COSTS AND EXPENSES (INCLUDING, BUT NOT LIMITED TO ATTORNEYS' FEES, EXPERT WITNESS EXPENSES AND LITIGATION EXPENSES) ARISING FROM OR RELATED TO SELLER'S PRODUCTS.

LIMITED LIFETIME WARRANTY

PSI Power, Inc (hereafter "SELLER") warrants that the product supplied shall conform to SELLER's specifications and shall be free from defects in design, material or workmanship for the life of the original BUYER. This Warranty shall not be extended, transferred, assigned or varied except by a written instrument signed by SELLER and BUYER. Products that have been returned to SELLER during the warranty period and accompanied by a dated proof of purchase receipt, with shipping and handling paid by the BUYER, and found to be defective in design, material or workmanship, in SELLER's sole discretion, may be repaired or replaced at SELLER's option and cost. All warranty claims hereunder are subject to approval by SELLER upon examination of the product. If the product is found not to be defective by SELLER, the product may be returned to BUYER at BUYERS cost. Under no circumstances shall the SELLER be liable for any labor charged or travel time incurred in diagnosis for defects, removal, or reinstallation of this product, or any other expenses. This warranty is void on any products that show evidence of misapplication, negligence, improper installation, abuse, lack of proper maintenance or alteration from its original design.

IN THE EVENT THAT THE BUYER DOES NOT AGREE WITH THIS AGREEMENT: THE BUYER MAY PROMPTLY RETURN THIS PRODUCT, IN A NEW AND UNUSED CONDITION, WITH A DATED PROOF OF PURCHASE, TO THE PLACE OF PURCHASE WITHIN THIRTY (30) DAYS FROM DATE OF PURCHASE FOR A FULL REFUND. THE INSTALLATION OF THIS PRODUCT INDICATES THAT THE BUYER HAS READ AND UNDERSTANDS THIS AGREEMENT AND ACCEPTS ITS TERMS AND CONDITIONS.

AGRICULTURE



Up to 30% Horsepower Increase
10-20% Fuel Savings
Does NOT Flash Factory ECM
Field Tested and Dyno Proven
Plug and Play Installation
LIFETIME WARRANTY

Construction



Up to 30% Horsepower Increase
10-20% Fuel Savings
Does NOT Flash Factory ECM
Field Tested and Dyno Proven
Plug and Play Installation
LIFETIME WARRANTY

Truck Edition: Light Duty



Up to 90 Horsepower Increase
1-3 MPG Fuel Savings
Does NOT Flash Truck ECM
Field Tested and Dyno Proven
Plug and Play Installation
LIFETIME WARRANTY

Truck Edition: Med, Heavy Duty



Up to 30% Horsepower Increase
5-15% Fuel Savings
Does NOT Flash Truck ECM
Field Tested and Dyno Proven
Plug and Play Installation
LIFETIME WARRANTY

Learn More: AgDieselSolutions.com